



# The Arise Program

The Arise program began fall 2011. Fall 2022 marked the 11th year of the program. During this time, the majority of the funding was provided by the Federal Asian American Native American Pacific Islander Serving Institutions grant (AANAPISI).

## Here are a few facts about the program:

### Students Served

**2,437**

**835**

students completed applications during the first grant.

**1,602**

new students completed applications during the second grant.

Timeframe: Students who applied 10/17/2012-7/31/22

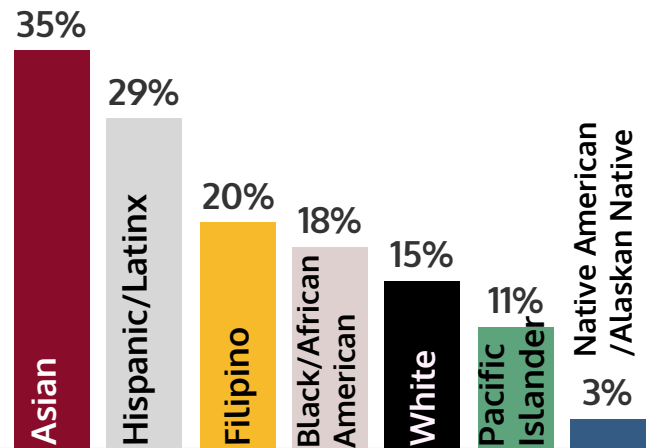
### Gender

**51%**  
Female

**48%**  
Male

**1%**  
Unknown

### Race/Ethnicity



## Graduation and Transfer

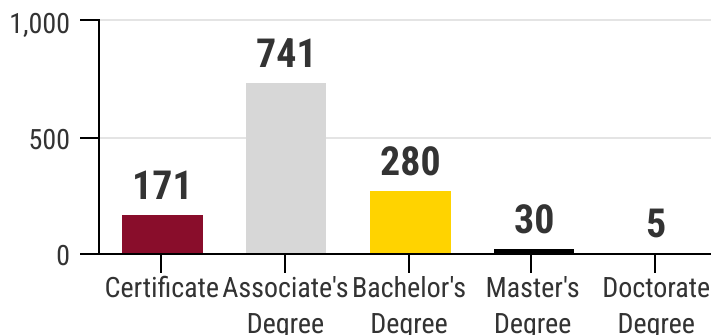


**38% have earned a Mt. SAC degree or certificate (n=902).**



**36% have transferred to a 4 year university (n=817)**

## Number of Students Completing Awards



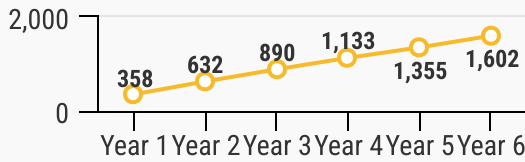
- 171 students a certificate
- 741 students an Associate's degrees
- 280 students a Bachelor's degrees
- 30 students a Master's degrees
- 5 students earned Doctorate degree



# The Arise Program

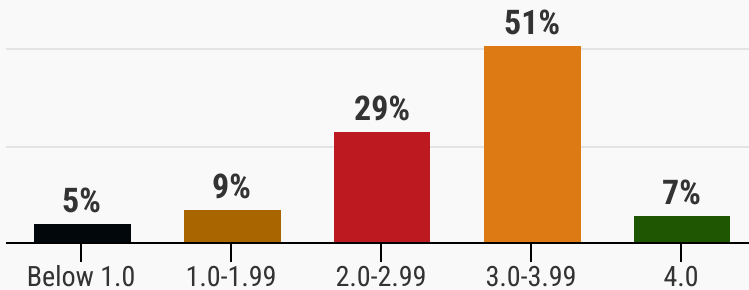
Grant 2 Fall 2016 thru Summer 2022

## New Arise Students



Average Number of New Students Annually = 283

## Cumulative GPAs



## Educational Plans

**86%** n=2,034

Completed Transfer Level Math

**63%** n=984

Completed Transfer Level English

**68%** n=1,120

## AANAPISI Week

A padlet was created as a part of our AANAPISI week celebrations. This was intended to increase visibility, awareness and advocacy for AANAPISI week.

**ARISE Celebrates AANAPISI WEEK: 9/26 - 10/2**

**AANAPISI: REACH & IMPACT**

Right now AANAPISI has more than 200 students enrolled in 120+ institutions across the U.S. and Canada. 11% of students are currently in the U.S. military. 22% of students are currently in the U.S. military. 22% of students are currently in the U.S. military. 22% of students are currently in the U.S. military.

**199** Current and Eligible AANAPISIs

**30** States

**Funding** The average AANAPISI student receives the highest amount of federal funding compared to other ethnic groups.

**Impact** While AANAPISI's impact is growing, it is still only 1% of all U.S. colleges and universities. They enroll 100,000% of all AANAPISI students in the country.

**THE CASE FOR AANAPISI**

American and Pacific Islander Pacific Islander Serving Institutions (AANAPISI) are a unique and important component of the higher education system. AANAPISI's unique strengths and challenges are being highlighted through the AANAPISI 15th Anniversary. AANAPISI's unique strengths and challenges are being highlighted through the AANAPISI 15th Anniversary.

**A DIVERSE AND GROWING COMMUNITY**

AAPIs are the fastest growing racial group. More than 48 million Americans represented.

On track to bring the largest immigrant group in the U.S. by 2025 (60 million).



**300** Spoken Languages

**DIVERSE NEEDS AMONG APIA GROUPS**

Educational attainment varies widely among APIA ethnic groups. More than 60% of AANAPISI students are currently in the U.S. military.

Bachelor Degree Attainment by Ethnic Group:

Ethnic Group	Attainment Rate
Asian	4%
Pacific Islander	15%
Hispanic	32%
Black	56%
White	75%



<https://padlet.com/mtsacaanapisi/aanapisi-week-2022-mtsacaanapisi-93198n5ouavvo48s>