



1. Click printer icon (top right or center bottom).
2. Change "destination"/printer to **"Save as PDF."**
3. Click "Save."



SW01. ESL Scholarship and Essay

Student Name: _____ Student ID Number: _____

Instructor: _____ Level: _____ Date: _____

For media links in this activity, visit [the LLC ESL Tutoring website for Upper Level SDLAs](#). Find your SDLA number to see all the resources to finish your SDLA.

Section 1: ESL Scholarship Overview

How do students pay for their education? Write 3 ways students pay for their education.

1. _____
2. _____
3. _____

There are many ways that students can pay for their education, including income, student loans, and scholarships. A scholarship is money awarded to students to support their education. Students can receive money for academic achievement, athletic performance, or student involvement in the community or college. The Mt. San Antonio College ESL Scholarship Committee offers scholarships annually for students who plan to take Mt. SAC credit classes.

Part A: Scholarship Eligibility:

Applications are accepted from December to March on an ongoing basis. The committee encourages students who have the following requirements to apply:

- Current Mt. SAC ESL Students Level 4, 5, 6, or VESL or prior Mt. SAC ESL Students with fewer than 6 units of credit.
- Students who attended at least 12 weeks of a semester and have passed a Mt. SAC ESL Level class with Priority Status.
- Students who are planning and are eligible to attend credit class at Mt. SAC in the Fall semester.

Do you qualify?

A. What is your current student status at Mt. SAC? Check one:

Level 4

Level 5

Level 6

VESL

Prior ESL Student

None

(Less than 6 units)





B. Have you attended at least 12 weeks of a semester? Check one:

Yes No Not Sure

C. Have you passed a Mt. SAC ESL Level class with Priority Status? Check one:

Yes No Not Sure

D. Are you planning and eligible to attend credit classes at Mt. SAC in the Fall semester? Check one:

Yes No Not Sure

Note: If you answered no to any of the questions above, you unfortunately don't qualify for the ESL Scholarship yet. However, you can still practice writing the essay for the scholarship.

Part B: Required Documents:

To apply for the ESL scholarship, all students must complete the following:

1. **Application (either online or paper):** Provide basic contact information about you.
2. **Essay:** Describe your educational and career goals, potential for success in credit classes and the obstacles you have overcome in becoming a successful student. **See Section 2 for more help.**
3. **Letters of Recommendation:** Two letters of recommendation from Mt. SAC instructors.
4. **Attendance:** Completing a Mt. SAC ESL Level class with good attendance.

Section 2: Scholarship Essay

Part A. Student Video:

Watch [Section 2 Video](#) and answer the following questions.

1. What do you think is one of the student's goals in school?

2. What do you think is one of the student's goals in life?

3. How will college help the student achieve these goals?



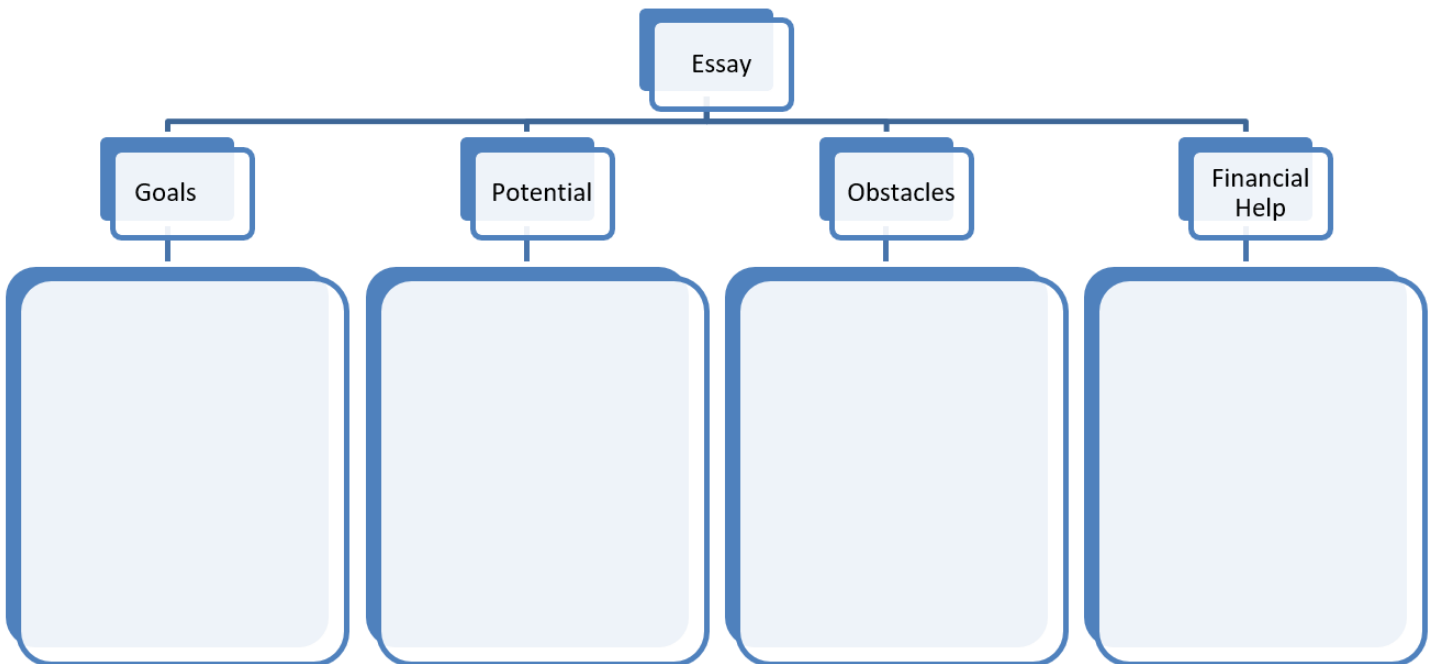


Part B: Brainstorming the Essay:

Just like the student in the video, you must consider your goals and the purpose of your education as you write your essay for the ESL Scholarship. You must write about the 4 points in bold below. The questions that follow each point can help guide your essay. You can write your thoughts or answers to the questions in the graphic organizer below.

- 1. Your goals in college and in life**
 - a. What do you want to achieve in school / in your personal life / in your career?
 - b. Why do you want to achieve these goals?
- 2. Your potential for success in credit classes**
 - a. What skills have you developed by taking ESL classes? Give an example of how you have used these skills.
 - b. How do you plan to use your ESL classes to improve your personal life/your career/your academic performance?
- 3. How you have overcome obstacles in becoming a successful student**
 - a. How have you overcome a challenge in your life? Describe your experience.
 - i. What did you learn from it?
 - ii. How did you grow/improve?
- 4. How the scholarship will assist you financially**
 - a. How will the scholarship help you pay for your classes?

Essay Graphic Organizer





Part C: Example Student Essay:

Read the example essay below. Notice all the points that are included from Part B on the previous page. Write the letter or number that applies under each paragraph in the boxes provided. An example point is given in bold text below.

ESL Scholarship

I am applying for the ESL Scholarship. Currently, I am enrolled in the VESL program, and I am going to take AMLA 43W this spring. Upon successful completion of the VESL program, I will take credit classes. **My career goal is to become a registered nurse in the United States. I have been a registered nurse in my country for five years, and I really love this career. I enjoy listening and working with others. When I see my patients getting better and better, I feel successful. When they are discharged, they come to my office to thank me for taking care of them; I am happy from the bottom of my heart for their recovery.** To pursue a career as a registered nurse in the U.S., I decided to achieve my educational goal first. My educational goal is to earn an Associate's Degree and then transfer for a Bachelor's Degree. I know that all my goals will remain dreams if I do not take action. Therefore, I take classes to improve my English skills to make all my goals a reality.

I believe education and hard work are the keys to success. As a result, I study hard. Despite the time-consuming Student Union activities and volunteer work I did in my country, I received scholarships for two consecutive academic years at college. In the United States, I studied at Bassett Adult School and earned a High School Diploma with a 4.0 GPA. Additionally, I successfully completed Level 6 at Mt. SAC Spring 2013.

Life has completely changed since I immigrated here, and I faced many obstacles in the beginning like culture shock. Different languages, different cultures, and different customs made me afraid. I did not learn English in my country, and I was not used to the American English accent at first. I needed to listen carefully two or three times to understand, and I preferred reading to listening. In order to overcome these obstacles, I went out with native speakers to learn their cultures, language, and customs. At home, I would watch English news, films, and TV shows. When I would drive, I always turned the radio on to push myself to get used to English.





I have learned to appreciate what I have and people who help me. Now I have a part time job that helps me pay for part of my education. I would be honored and grateful for your assistance. It makes me feel that I am not alone on the journey of my higher education. Your investment in me will not only assist me to accomplish my personal goals but will also benefit our community. I appreciate your consideration.





Section 3: Student Self-Assessment

Complete this table BEFORE meeting with a tutor.

Communication Skill	I can't do this YET. 	I can do this WITH help. 	I can do this WITHOUT help. 	I can TEACH this to a classmate. 
I can determine if I qualify for a scholarship.				
I can write a brainstorm for a scholarship essay.				
I can write a scholarship essay.				
I know how to apply for a scholarship.				

Here are some words/phrases I need to practice.

Good Job!

Now make an appointment

with a tutor on the LLC ESL Tutoring Website

www.mtsac.edu/llc/passportrewards/llctutoring





Section 4: Practice with a Tutor!

After completing the self-assessment, meet with a tutor and give this completed SDLA to the tutor. The tutor will give you feedback.

Grading Rubric

Table with 4 columns: Possible Points, Need Practice (0-1 Point), Good Job (2-3 Points), Excellent Work (4-5 Points). Rows include Content, Skill: Speaking, and Oral Fluency.

*Students must receive at least 10 points to move on

Possible Points: _____ / 15

Tutor Comments:

[] Congratulations! Keep going. You have successfully completed this SDLA and are ready to continue to the next.

[] Work on this more. You have not yet mastered this SDLA. It is recommended that you complete it again.

Tutor Signature: _____

Date: _____

