



1. Click printer icon (top right or center bottom).
2. Change "destination"/printer to "Save as PDF."
3. Click "Save."



LC08. American Football

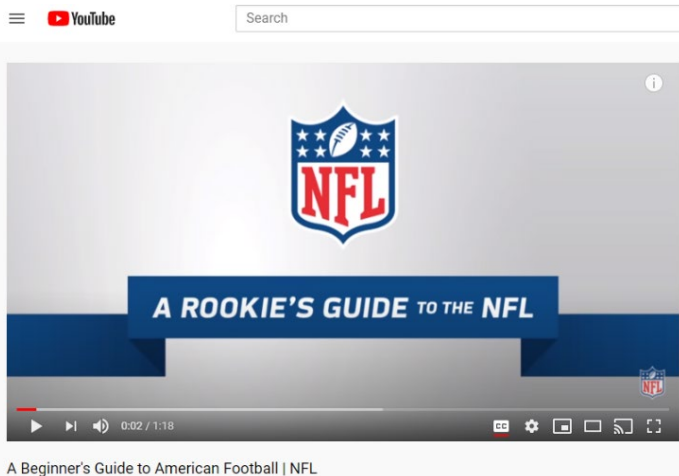
Student Name: _____ Student ID Number: _____

Instructor: _____ Level: _____ Date: _____

For media links in this activity, visit [the LLC ESL Tutoring website for Upper Level SDLAs](#). Find your SDLA number to see all the resources to finish your SDLA.

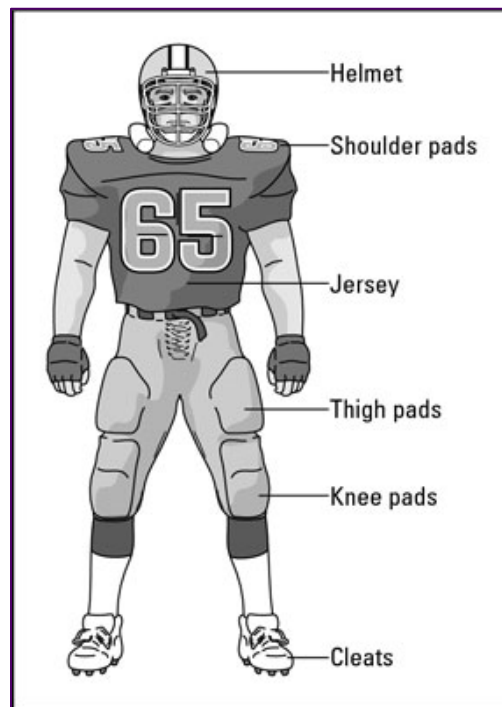
Section 1: Introduction

American football is watched and played by many in the US. Watch the [Section 1 Video](#) for an introduction to the sport.



Are you ready for some football? Every time you watch a football game, you will hear an announcer say this at the beginning. Football or American football is one of the most popular sports in the United States. It is a team sport that is played on a large field that has two goalposts at opposite ends of the field. Football teams have 11 players on the field.

The players wear helmets, shoulder pads, football shoes, and team jerseys. Fans buy tickets to watch their favorite teams play. The object is to gain the ball and score a touchdown or a field goal. So, are you ready to learn about American football?





Section 2: Vocabulary

Watch [Section 1 video again](#). Then use the [video](#) to help you match the definition to the vocabulary word. There is a sentence next to each vocabulary word to help you understand the meaning. For more practice, go on [Quizlet: SDLA American Football](#).

Vocabulary Word

1. ____ Goalposts: “The kicker will try to kick the football through the goalposts.”
2. ____ To tackle: “You need to tackle any player that has the ball on the team you are playing.”
3. ____ Quarterback: “The quarterback decides where the ball is going on each play.”
4. ____ Touchdown: “With one more touchdown, we can win this game.”
5. ____ Running back: “A running back needs to be strong and fast.”
6. ____ End zone: “If you can get the ball in the end zone you have a touchdown.”
7. ____ Offense: “When the team is on offense, they have the ball.”
8. ____ Defense: “When the team is on defense, they don’t have the ball.”
9. ____ Down: “We have to take advantage of every down we get.”

Definition

- A. To knock down the person that is carrying the football.
- B. To score six points in the game of football by getting into the opposing team’s end zone.
- C. On a football field, there are two. They are at opposite ends of the field. Teams try to put the football through them.
- D. This is an opportunity that a team has to move the football forward ten yards. It is also known as a play.
- E. The team that has the ball in play at the moment.
- F. The team that doesn’t have the ball in play at the moment.
- G. This player stands behind the quarterback for each play and runs with the ball if the quarterback hands it to him.
- H. This person decides to either throw the football to a teammate or hand it off to someone to run the ball.
- I. Each team has a ten yard area at the end of the field that they protect. If the opposing team gets into this area with the ball, this team gets a touchdown.





Section 3: Friends: The One with the Football

Watch [Section 3 video](#). This is a scene from an episode of the TV show Friends. Then answer the questions about the episode. You will discuss your answers with a tutor in Section 5.







1. What does it mean to be a captain? Who are the captains of the football team?
2. What do you think it means to play “two hand touch”?
3. Why is Phoebe excited when her team huddles up?
4. What does it mean to hike the ball?
5. Why do you think Rachel was picked last?





Section 4: Student Self-Assessment

Complete this table BEFORE meeting with a tutor.

Communication Skill	I can't do this YET. 	I can do this WITH help. 	I can do this WITHOUT help. 	I can TEACH this to a classmate. 
I can use new vocabulary to talk about American football.				
I can answer questions about an episode of a TV show on American football.				

Here are some words/phrases I need to practice.

Good Job!

Now make an appointment

with a tutor on the LLC ESL Tutoring Website

www.mtsac.edu/llc/passportrewards/llctutoring








Section 5: Practice with a Tutor!

Meet with a tutor, and share this activity with the tutor. You will review your answers to the questions and discuss the new vocabulary with the tutor. You may also ask the tutor any questions that you might have.

Grading Rubric

Possible Points	Need Practice  (0-1 Point)	Good Job  (2-3 Points)	Excellent Work  (4-5 Points)
Content	Not enough information provided in responses and often does not use correct vocabulary.	Provides most important information in responses and some of the time uses correct vocabulary.	Provides all necessary information in responses and most of the time uses correct vocabulary.
Skill: Speaking	More than 6 mistakes saying words; needs guessing more than 3 times.	Not more than 5 mistakes saying words; needs guessing on 1-2 words or sentences.	Not more than 2 mistakes saying words; needs no guess about meaning.
Oral Fluency	Speaks mostly in phrases, individual words; many pauses.	Sometimes speaks in complete sentences; several pauses.	Speaks in complete sentences; a couple pauses okay.

*Students must receive at least 10 points to move on

Possible Points: _____ / 15

Tutor Comments:

Congratulations! Keep going.

You have successfully completed this SDLA and are ready to continue to the next.

Work on this more.

You have not yet mastered this SDLA. It is recommended that you complete it again.

Tutor Signature: _____

Date: _____

