



1. Click printer icon (top right or center bottom).
2. Change "destination"/printer to "Save as PDF."
3. Click "Save."



EC13. Animal Idioms

Student Name: _____ Student ID Number: _____

Instructor: _____ Level: _____ Date: _____

For media links in this activity, visit [the LLC ESL Tutoring website for Upper Level SDLAs](#). Find your SDLA number to see all the resources to finish your SDLA.

Section 1: Introduction

In EC11: Introduction to Idioms, you learned that idioms are words, phrases or expressions which are commonly used in everyday conversations by native speakers of English. In this SDLA, you will learn about common idioms based on animals. Here are some images of common animal idioms. Do you know any of these idioms?




_____ F _____















English Self-Directed Learning Activities

Language Learning Center 77-1005, *Passport Rewards*

EC13. Animal Idioms

The sentences below contain words in *italics* that have the same meaning as the images on page 1.

Step 1: Match each idiom below to the correct image on the previous page. The first one has been done as an example.

Step 2: Beside each sentence below, write the letter of the *idiom* that has the same meaning as the underlined phrase. Read each sentence aloud substituting the *idiom* in place of the words in italics.

A. *Top dog*

B. *Cry wolf*

C. *Take the bull by the horns*

D. *Snake in the grass*

E. *Let the cat out of the bag*

F. *Straight from the horse's mouth*

_____ 1. The robber who broke into our house and stole our TV is a *bad person who cannot be trusted*.

_____ 2. I heard it *from someone who was involved and knows* that there will be a new restaurant opening soon.

_____ 3. The CEO is the *most important person* at the company.

_____ 4. It's a very bad idea to *give a false alarm* when swimming in shark waters.

_____ 5. I was trying to keep Tina's party a surprise, but Jerry *gave it away* and told her we're celebrating her birthday next week.

_____ 6. Even though we are losing, we need to *act boldly and positively* and win this baseball game.





Section 2: Situations

Read the list of situations below. Decide whether each idiom is used correctly in the situation or not. If the idiom is **not** used correctly, **write** a new sentence in which it is.

Idiom Situations

Situation	YES	NO
1. No one listened to Marky when he yelled, "Fire!" because he always cries wolf. However, it turned out that there actually was a fire in the building, and everyone needed to evacuate.	✓	
2. Our brand new puppy is a <u>top dog</u> because it likes to run to the top of the hill and run back down. Sentence:		
3. I can't believe you told Janet that Sam will propose to her tomorrow. You really <u>let the cat out of the bag</u> this time. Sentence:		
4. Oh no! The horse is not supposed to eat that. You had better take it out <u>straight from the horse's mouth</u> . Sentence:		
5. I really think I deserve a raise at work. I need to <u>take the bull by the horns</u> and talk to my boss about it. Sentence:		

Section 3: Idiom Origins

Many people use idioms daily but do not know how these phrases originated. It's very interesting to learn about how idioms started. You will use the Internet to search for the origin of the 2 idioms in the chart below. To search for *cry wolf*, for example, type the following: *cry wolf origin*. You might need to look at a few websites until you find one that has the information you are looking for and is easy for you to understand. In a couple sentences, use your own words to describe how each idiom came to be.





Idiom	Idiom Origins	Origin
<i>Cry wolf</i>		
<i>Let the cat out of the bag</i>		





Section 4: Student Self-Assessment

Complete this table BEFORE meeting with a tutor.

Communication Skill	I can't do this YET. 	I can do this WITH help. 	I can do this WITHOUT help. 	I can TEACH this to a classmate. 
I can use context to infer the meaning of idioms				
I can apply animal idioms to appropriate situations.				
I can create new sentences using animal idioms.				
I can find the origin of idioms using the internet.				

Here are some words/phrases I need to practice.

Good Job!

Now make an appointment

with a tutor on the LLC ESL Tutoring Website

(www.mtsac.edu/llc/passportrewards/llctutoring).








Section 5: Practice with a Tutor!

Meet with a tutor, and share this activity with the tutor. You will learn some new idioms and also ask and answer questions based on animal idioms. You may also ask the tutor any questions that you might have.

Grading Rubric

Possible Points	Need Practice  (0-1 Point)	Good Job  (2-3 Points)	Excellent Work  (4-5 Points)
Content	Not enough information provided in responses and often does not use correct vocabulary.	Provides most important information in responses and some of the time uses correct vocabulary.	Provides all necessary information in responses and most of the time uses correct vocabulary.
Skill: Speaking	More than 6 mistakes saying words; needs guessing more than 3 times.	Not more than 5 mistakes saying words; needs guessing on 1-2 words or sentences.	Not more than 2 mistakes saying words; needs no guess about meaning.
Oral Fluency	Speaks mostly in phrases, individual words; many pauses.	Sometimes speaks in complete sentences; several pauses.	Speaks in complete sentences; a couple pauses okay.

*Students must receive at least 10 points to move on

Possible Points: _____ / 15

Tutor Comments:

Congratulations! Keep going.

You have successfully completed this SDLA and are ready to continue to the next.

Work on this more.

You have not yet mastered this SDLA. It is recommended that you complete it again.

Tutor Signature: _____

Date: _____

