



1. Click printer icon (top right or center bottom).
2. Change "destination"/printer to "Save as PDF."
3. Click "Save."



EA21. Travel: Attractions

Student Name: _____ Student ID Number: _____

Instructor: _____ Level: _____ Date: _____

For media links in this activity, visit [the LLC ESL Tutoring website for Upper Level SDLAs](#). Find your SDLA number to see all the resources to finish your SDLA.

Section 1: Introduction

Another important thing to consider when traveling is what you will see and do. We call these **attractions**. Attractions are sights, places, or things that are interesting or enjoyable that people want to visit, see, or do. [Watch the Section 1 Video](#) about the top 10 attractions in New Your City. Write them in the chart below. Have you been to New York City? Do you agree?



Top 10 Attractions of New York

10. _____
9. _____
8. _____
7. _____
6. _____
5. _____
4. _____
3. _____
2. _____
1. _____





Section 2: Types of Attractions

Part 1: There are many different types of attractions. Usually, attractions can fit into different categories. Read the list of attractions and use them to complete the chart below. Write the category of the attraction under the appropriate picture. Not all of the categories will be used.

Attraction Categories

- Outdoor Activities
- Shopping
- Museums
- Historical places
- Landmarks and Monuments
- Nature and Parks
- Ethnic Communities
- Tours
- Food and Dining
- Zoos and Aquariums
- Theme Parks



Tours





Part 2: Think of one place you have visited. What attractions did you see? Write 5 attractions that you saw or visited, and then write the correct category of the attraction that you learned in Part 1. You will talk about your trip and the attractions you saw or visited with a tutor in Section 5.

Trip location: _____

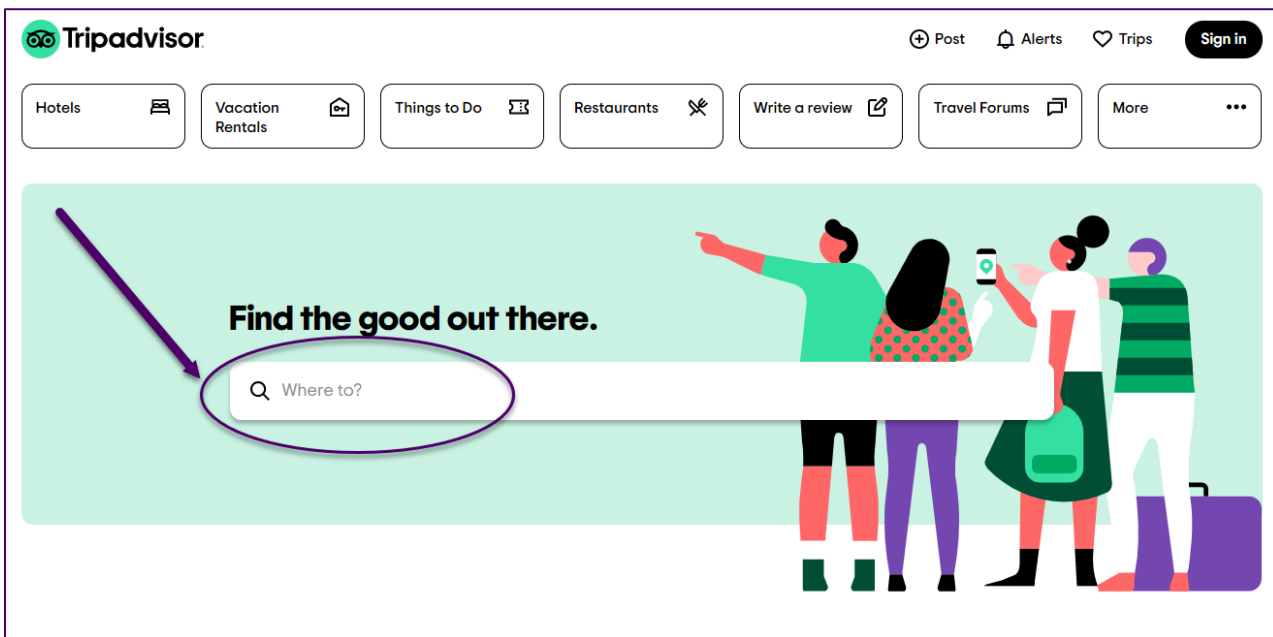
Attraction

Category

Section 3: Using TripAdvisor to Research Attractions

Have you ever wanted to know how to find attractions to see and do in a new place? You can use the TripAdvisor website to help you find possible attractions. Go to [Trip Advisor](https://www.tripadvisor.com) and then follow the steps below.

Step 1: Type in any destination that you have NOT visited before in the box that says, “Where to?”



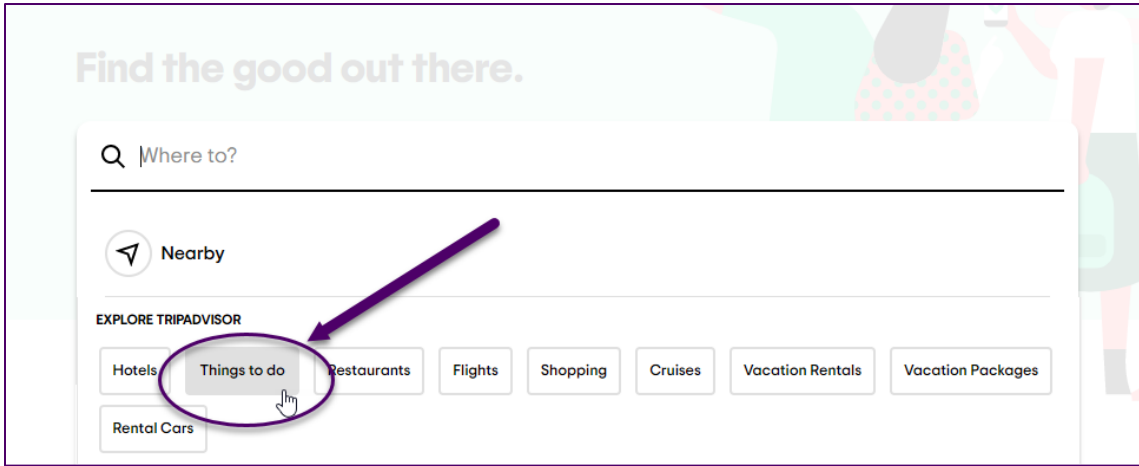


English Self-Directed Learning Activities

Language Learning Center 77-1005, *Passport Rewards*

EA21. Travel: Attractions

Step 2: In the box that appears, select “Things to do”



Step 3: Complete the chart below about the top 5 attractions of the destination you picked. Be prepared to talk about the information in the chart with a tutor in Section 5.

My Destination: _____





Attraction Name	What category is the attraction?	How much does it cost?	What can you do or see there?





Section 4: Student Self-Assessment

Complete this table BEFORE meeting with a tutor.

Communication Skill	I can't do this YET. 	I can do this WITH help. 	I can do this WITHOUT help. 	I can TEACH this to a classmate. 
I can listen for the specific names of attractions.				
I can label different kinds of attractions.				
I can research different types of attractions using the internet.				

Here are some words/phrases I need to practice.

Good Job!

Now make an appointment

with a tutor on the LLC ESL Tutoring Website

(www.mtsac.edu/llc/passportrewards/llctutoring).








Section 5: Practice with a Tutor!

Meet with a tutor, and share this activity with the tutor. You will review this SDLA with the tutor and discuss the different attractions you saw, visited, and researched. You may also ask the tutor any questions that you might have.

Grading Rubric

Possible Points	Need Practice  (0-1 Point)	Good Job  (2-3 Points)	Excellent Work  (4-5 Points)
Content	Not enough information provided in responses and often does not use correct vocabulary.	Provides most important information in responses and some of the time uses correct vocabulary.	Provides all necessary information in responses and most of the time uses correct vocabulary.
Skill: Speaking	More than 6 mistakes saying words; needs guessing more than 3 times.	Not more than 5 mistakes saying words; needs guessing on 1-2 words or sentences.	Not more than 2 mistakes saying words; needs no guess about meaning.
Oral Fluency	Speaks mostly in phrases, individual words; many pauses.	Sometimes speaks in complete sentences; several pauses.	Speaks in complete sentences; a couple pauses okay.

*Students must receive at least 10 points to move on

Possible Points: _____ / 15

Tutor Comments:

Congratulations! Keep going.

You have successfully completed this SDLA and are ready to continue to the next.

Work on this more.

You have not yet mastered this SDLA. It is recommended that you complete it again.

Tutor Signature: _____

Date: _____

