



1. Click printer icon (top right or center bottom).
2. Change "destination"/printer to **"Save as PDF."**
3. Click "Save."



EA09. Parent-Teacher Conference

Student Name: _____ Student ID Number: _____

Instructor: _____ Level: _____ Date: _____

For media links in this activity, visit [the LLC ESL Tutoring website for Upper Level SDLAs](#). Find your SDLA number to see all the resources to finish your SDLA.

Section 1: Introduction



A parent-teacher conference is a meeting between a student's parent(s) and teacher to discuss the child's progress academically and socially. Other topics such as homework and emotional or friend challenges may also come up.

The best parent-teacher conferences follow a set agenda in which both the parent(s) and teacher prepare something to say. The teacher should have examples of a child's schoolwork, any relevant test scores, and observations of the child's class participation, academic work and social growth to share with the parents. As a parent, it may be helpful to prepare some questions for the conference about anything that confused you or raised a concern during the previous few months of school.

You will most likely have one or two regularly scheduled parent-teacher conferences each school year to stay updated on your child's education.





Answer the questions below about parent-teacher conferences.

1. Have you been to a parent-teacher conference before? If so, how was it? Easy? Difficult? If not, what do you expect from a parent-teacher conference?

2. What are your concerns about attending a parent-teacher conference at your child's current school?

3. Have you been to a parent-teacher conference in other countries?

Section 2: Listening Practice

Listen to the Section 2 conversation and then answer the questions about what happens in the conference.

- What are the different topics that the teacher and parent discuss?

1.

2.

3.

4.

5.

- Who asked questions about the child? Write down one question that was asked.

- What are three words from the listening that you don't know? Write them below and find the definition. You can use the [Learner's Dictionary](#) to help you.

New Vocabulary

Revised on 5/3/2022





Word

Definition

1.

2.

3.

Section 3: The Five Categories

Before you attend a parent teacher conference, it is a good idea to be prepared in five categories:

- 1. Health
- 2. Attitude toward School
- 3. Relationships with Others
- 4. Hobbies, Interests, and Special Abilities
- 5. Learning Experiences

To help you prepare for the discussions you will have at a parent-teacher conference, choose “yes” or “no” for each statement in the five categories below.

Health

My child is active.	Yes	No
My child eats breakfast every day.	Yes	No
My child eats good food.	Yes	No
My child’s hearing is good.	Yes	No
My child is happy every day.	Yes	No
My child is sad every day.	Yes	No
My child is nervous every day.	Yes	No
My child is sleepy every day.	Yes	No





English Self-Directed Learning Activities

Language Learning Center 77-1005, *Passport Rewards*

EA09. Parent-Teacher Conference

My child needs glasses.	Yes	No
My child needs medicine.	Yes	No
My child has allergies	Yes	No
My child has a special physical problem.	Yes	No

Attitude toward School

My child likes school.	Yes	No
My child likes the teachers at school.	Yes	No
My child is happy to do homework.	Yes	No
My child tells me about school.	Yes	No

Hobbies Interests and Special Abilities

My child has hobbies or special interest.	Yes	No
I help my child with hobbies.	Yes	No
My child has time for hobbies.	Yes	No
My child has space for hobbies.	Yes	No
My child has special abilities.	Yes	No





English Self-Directed Learning Activities

Language Learning Center 77-1005, *Passport Rewards*

EA09. Parent-Teacher Conference

See below for examples of special interests and hobbies. Which of these interests, hobbies, and abilities does your child have? Write them (or any others you can think of) in the box below the list.

Sports	Music	Reading	Art	Technology	At home
Soccer	Singing	Novels	Drawing	Computers	Cooking
Football	Drums	Magazines	Painting	Laptops	Cleaning
Basketball	Clarinet	Newspaper	Coloring	Smart Phones	Taking care of siblings
Baseball	Guitar	Comic books	Sculpture	Video Games	Watching TV
Tennis	Piano	Stories		Tablets	
Swimming	Violin			Applications	
Hockey	Trumpet				
Cycling	Flute				
Running	Trombone				

Relationships with Others

My child has good friends at school.	Yes	No
My child has good relationships with family members.	Yes	No

Learning Experiences

My child learns at home.	Yes	No
My child is curious and asks me questions.	Yes	No
I help my child with homework.	Yes	No





Here are some examples of learning experiences outside of school. Check the box next to experiences your child has had.

- Reading together
- Traveling
- Going to the library
- Going to the zoo
- Going to a museum
- Learning traditions from different countries
- Speaking a different language at home
- Helping to cook
- Helping to fix something
- Taking care of sisters and brothers
- Taking care of animals
- Classes before or after school
- Walking outside and talking about nature
- Going to work with parents
- Religious or spiritual activities

Section 4: Questions for a Conference

During your parent-teacher conference, you will have the opportunity to ask questions about your child. Here are some questions that you should ask. Please make sure you are familiar with these questions. You will be asked to discuss them when you meet with a tutor.

1. Is my child OK in school?
2. How is my child doing?
3. How is my child's English?
4. How is my child's attitude in school?
5. How are my child's relationships in school?
6. What is easy for my child?
7. What is difficult for my child?









8. How can I help my child?

Can you think of other questions that might be useful to ask?

Three horizontal lines for writing answers to the question above.

Section 5: What Did I Learn

Complete this table BEFORE meeting with a tutor.

Communication Skill	I can't do this YET. 	I can do this WITH help. 	I can do this WITHOUT help. 	I can TEACH this to a classmate. 
I can discuss my experience of a parent-teacher conference.				
I can listen to a conversation between a teacher and a parent.				
I can answer listening comprehension questions about a conversation between a teacher and a parent.				
I can answer questions about my child in preparation for a parent-teacher conference.				

Here are some words/phrases I need to practice.

A large empty rectangular box for writing words or phrases.

Good Job!

Now make an appointment

with a tutor on the LLC ESL Tutoring Website

(www.mtsac.edu/lc/passportrewards/llctutoring).








Section 6: Practice with a Tutor!

After completing the self-assessment, meet with a tutor and give this completed SDLA to the tutor. The tutor will give you feedback.

Grading Rubric

Possible Points	Need Practice  (0-1 Point)	Good Job  (2-3 Points)	Excellent Work  (4-5 Points)
Content	Not enough information provided in responses and often does not use correct vocabulary.	Provides most important information in responses and some of the time uses correct vocabulary.	Provides all necessary information in responses and most of the time uses correct vocabulary.
Skill: Speaking	More than 6 mistakes saying words; needs guessing more than 3 times.	Not more than 5 mistakes saying words; needs guessing on 1-2 words or sentences.	Not more than 2 mistakes saying words; needs no guess about meaning.
Oral Fluency	Speaks mostly in phrases, individual words; many pauses.	Sometimes speaks in complete sentences; several pauses.	Speaks in complete sentences; a couple pauses okay.

*Students must receive at least 10 points to move on

Possible Points: _____ / 15

Tutor Comments:

Congratulations! Keep going.

You have successfully completed this SDLA and are ready to continue to the next.

Work on this more.

You have not yet mastered this SDLA. It is recommended that you complete it again.

Tutor Signature: _____

Date: _____

