



1. Click printer icon (top right or center bottom).
2. Change "destination"/printer to "Save as PDF."
3. Click "Save."



LLSL50. Short Video: *Hair Love*

Student Name: _____ Student ID Number: _____

Instructor: _____ Level: _____ Date: _____

For video or audio links, visit [the LLC ESL Tutoring website for Lower Level SDLAs \(https://tinyurl.com/SDLA-Lowerlevels\)](https://tinyurl.com/SDLA-Lowerlevels). Find your SDLA number. Look to the right. Find the right video or audio.

Section 1: Introduction

Let's talk about hair. What do you like about your hair? Is there anything you dislike about your hair?

Section 2: The Verb "Have" to Describe Hair

Part 1: Fill in the blanks.

Complete the sentences below about hair with "have" or "has."

Use have after subjects I, you, we, or they.	Use has after subjects he, she, or it.
<ul style="list-style-type: none"> • I have brown hair. • You have black hair. • We have long hair. • They have short hair. 	<ul style="list-style-type: none"> • He has red hair. • She has blond hair. • It has a lot of hair.



1. He _____ curly hair.



2. She _____ wavy hair.



3. They _____ straight hair.

Part 2: Write about your hair and another person's hair. Use **have** or **has**.

1. I _____.

2. My _____.





Section 3: Vocabulary and Grammar for Hairstyles

Different cultures often have different hairstyles. African hairstyles are very important to them. Black Americans continue wearing traditional hairstyles today. Below are some examples.

1. Cornrows



3. Twists



5. Dreadlocks/Locs



2. An afro



4. Braids



6. Bantu knots



For each picture, write a sentence using the vocabulary. Use the verb “have.”

7. A bun



Example: She has a bun.

1. _____
2. _____
3. _____
4. _____
5. _____
6. _____






Section 4: The Video Named *Hair Love*



Part 1: Watch the [short video named "Hair Love."](#) Zuri is the little girl's name. Then answer the questions below.



1. Where does Zuri wake up?
 - a. The hospital
 - b. Her room
 - c. The kitchen
 - d. The bathroom
2. How does Zuri feel before she goes to the bathroom?
 - a. Scared
 - b. Excited
 - c. Bored
 - d. Angry
3. What does the woman say to the little girl after she does her hair?
"Just took a little bit of _____, and a whole lot of _____."
 - a. Love, work
 - b. Time, work
 - c. Work, time
 - d. Work, love
4. How does the father feel after he first tries to do his daughter's hair?
 - a. Bored
 - b. Excited
 - c. Frustrated
 - d. Happy





5. Where is the little girl's mother?
 - a. At home
 - b. At work
 - c. In the hospital
 - d. At a school
6. Who is the woman in the videos about hair?
 - a. A celebrity
 - b. A friend
 - c. The mother
 - d. The sister
7. Why does Zuri choose the puffy buns hairstyle?
 - a. It reminds her of a time with her mother.
 - b. Her mom uses the same hairstyle.
 - c. She thinks it is easy to do.
 - d. Her father likes the hairstyle.
8. Why does the mother have no hair?
 - a. She probably prefers to have no hair.
 - b. She probably has cancer.
 - c. She probably had an accident.
 - d. She probably lost her hair because she is old.
9. Zuri gives her mother a picture. Why does the mother show her head after the picture?
 - a. They love her, with hair or no hair.
 - b. The mother is hot and wants to cool down.
 - c. The father wants her to show her head.
 - d. They love her but only with hair.

Part 2: Write your own answers to the following questions. Write at least one sentence each. Discuss them with a tutor.

1. Is hair important to you? Why or why not?

2. Is hair important in your home country? Why or why not?

3. Do you think we should like someone or not like someone **only** because of their hair?









4. How did you feel at the end of the film?

Section 5: What Did I Learn?

Complete this table BEFORE meeting with a tutor.

Communication Skill	I can't do this YET. 	I can do this WITH help. 	I can do this WITHOUT help. 	I can TEACH this to a classmate. 
I can use "have" to describe hairstyles.				
I can describe different types of traditionally Black hairstyles.				
I can talk about the story and ideas in the video "Hair Love."				

Here are some words/phrases I need to practice.

Good Job!

Now make an appointment
with a tutor on the LLC ESL Tutoring Website
(www.mtsac.edu/llc/passportrewards/llctutoring).








Section 6: Practice with a Tutor!

Meet with a tutor. Give this paper to the tutor. The tutor will review your work and talk with you. The tutor will ask you questions.

Grading Rubric

Possible Points	Need Practice  (0-1 Point)	Good Job  (2-3 Points)	Excellent Work  (4-5 Points)
Content	More than 4 errors	3-4 errors	0-2 errors
Skill: Writing Correctly	More than 4 errors	3-4 errors	0-2 errors
Fluency: Sentences long and smooth	Missing more than 4 words	Misses 1-3 words	0 words missing.

*Students must receive at least 10 points to move on

Possible Points: _____ / 15

Tutor Comments:

Congratulations! Keep going.

You have successfully completed this SDLA and are ready to continue to the next.

Work on this more.

You have not yet mastered this SDLA. It is recommended that you complete it again.

Tutor Signature: _____ Date: _____

