



1. Click printer icon (top right or center bottom).
2. Change "destination"/printer to "**Save as PDF.**"
3. Click "Save."



LLRW3. Natural Disasters

Student Name: _____ Student ID Number: _____

Instructor: _____ Level: _____ Date: _____

For media links in this activity, visit [the LLC ESL Tutoring website for Low Level SDLAs](#). Find your SDLA number to see all the resources to finish your SDLA.

Section 1: Thinking about the Natural Disasters

1. What kind of natural disasters are there in your country? Write them in your language and translate into English if necessary.

2. Look at the pictures. What is the natural disaster in each picture? Write your ideas below.



Section 2: How to Respond to Natural Disasters

Read the descriptions of the natural disasters and how to respond. Fill in the chart with information from the descriptions.

Earthquake

Earthquakes are shaking and moving of the earth's surface. Movement under the earth causes earthquakes. Earthquakes happen along cracks in the earth's surface. These cracks in the earth's surface are called fault lines. During an earthquake, you should stay where you are until the shaking stops. You should not run outside or get in a doorway. You should drop down onto your hands and knees so the earthquake does not knock you





down. Cover your head and neck with your arms to protect yourself from falling objects. During an earthquake, stay away from glass windows, outside doors and walls, and anything that could fall, such as lamps and furniture. You should get to a safe place, such as an inside corner of the room away from windows and objects that could fall on you.

Tornado

Tornadoes are violent storms. They are funnel-shaped clouds that extend from a thunderstorm to the ground with whirling winds. The winds go as fast as 300 miles per hour! Before a tornado hits, the wind may die down and the air may become very still. If there is a tornado warning, quickly find the nearest shelter. If you are in a building, do not open the doors. You should go to the lowest floor possible. Cover your head and neck. If you are in a manufactured home or office, get out immediately and go to a strong sturdy nearby building. If you are outside, you should not get under an overpass or bridge. Do not try to outrun a tornado in an urban or congested area and watch out for flying debris.

Flood

A flood is when an area becomes filled with water. Floods can happen anywhere there is rain. A flash flood is when there is a flood that happens very quickly. During a flood you should avoid walking or driving through the flood waters. Six inches of moving water can knock a person down, and two feet of water can sweep a car away. Move immediately to higher ground during a flash flood. Do not camp or park along streams, rivers, and creeks during heavy rain because these areas can flood quickly. During a flood warning, immediately move to higher ground. Adapted from: Department of Homeland Security www.ready.gov/natural-disasters

Disaster Chart to Fill in from Reading

Natural Disaster	Describe it	How to respond	How NOT to respond
<i>Earthquake</i>			
<i>Tornado</i>			





Natural Disaster	Describe it	How to respond	How NOT to respond
Flood			

Section 3: Should and Shouldn't

Part 1: There are things you should and shouldn't do during a natural disaster. [Read about the different types of natural disasters.](#) Choose 3 like *drought, hurricanes, landslide, snowstorm, thunderstorms, tsunamis, and wildfires*. Write about the things you should and should not do during those natural disasters.

What do you do?

Natural Disaster	Should	Shouldn't

Part 2: Are you prepared for a natural disaster? In California, earthquakes are a common natural disaster. There are ways to prepare for an earthquake. [What are three things you can do to prepare for an earthquake?](#)





1. _____
2. _____
3. _____





Section 4: Student Self-Assessment

Complete this table BEFORE meeting with a tutor.

Communication Skill	I can't do this YET. 	I can do this WITH help. 	I can do this WITHOUT help. 	I can TEACH this to a classmate. 
I can identify different types of natural disasters.				
I know what I should do and should not do during some natural disasters.				
I know how to prepare for an earthquake.				

Here are some words/phrases I need to practice.

Good job!




Now go to the [LLC Tutoring Website](#) and make an appointment with a tutor.

Visit the [Virtual LLC](#) at the time of your appointment.

Section 5: Practice with a Tutor!




Meet with a tutor. Share this activity with the tutor. You will have a discussion with the tutor about natural disasters. You may also ask the tutor any questions that you might have.

Grading Rubric

Possible Points	Need Practice  (0-1 Point)	Good Job  (2-3 Points)	Excellent Work  (4-5 Points)
Content	More than 4 errors	3-4 errors	0-2 errors





Possible Points	Need Practice  (0-1 Point)	Good Job  (2-3 Points)	Excellent Work  (4-5 Points)
Skill: Writing Correctly	More than 4 errors	3-4 errors	0-2 errors
Fluency: Sentences long and smooth	Missing more than 4 words	Misses 1-3 words	0 words missing.

*Students must receive at least 10 points to move on

Possible Points: _____ / 15

Tutor Comments:

Congratulations! Keep going.
You are successful! Choose another SDLA.

Work on this more.
Not finished or needs more practice. Try this again.

Tutor Signature: _____

Date: _____

